

Highly visible, prismatic liquid level indicator lens



Technical data

Fluid:

Compressed air, neutral gases
 NOTE: Contact technical support for use with other media.

Maximum pressure

250 psig (17 bar)

Operating temperature*:

-30° to 175°F (-34° to 80°C)
 * Air supply must be dry enough to avoid ice formation at temperatures below 35°F (2°C).

Particle removal:

5 µm, or 40 µm filter element

Manual drain connection:

1/8-27 and 1/8-28 female pipe thread.

Automatic drain connection:



1/8-27 and 1/8-28 male pipe thread. - Flexible tube with 3/16" (5mm) minimum I.D. can be connected to the automatic drain. Drain may fail to operate if the tube I.D. is less than 3/16" (5mm). Avoid restrictions in the tube.

Materials

Body: aluminum
 Intermediate body: aluminum
 Bowl: aluminum
 Metal bowl liquid level indicator: transparent nylon
 Filter element: sintered bronze
 Elastomers: chloroprene, nitrile

Ordering information

Models listed include automatic drain, 40 µm element, metal bowl with sight glass, and PTF threads.

ISO Symbols	Port Size	Model Numbers	Flow scfm (dm ³ /s) *	Weight lbs (kg)	Replacements elements	Service kit**
 	1-1/2"	F18-B00-A3DA	1400 (661)	14.90 (6.76)	5882-11 (5µm)	5945-50
	2"	F18-C00-A3DA	1400 (661)	14.65 (6.65)	5882-13 (40µm)	5945-50

* Typical flow with a 40 µm element at 90 psig (6.3 bar) inlet pressure and 5 psig (0.35 bar) pressure drop.

** Service kit contains body o-ring, element gasket, automatic drain gasket, and bowl o-ring.

Alternative Models

Port Size	Substitute
1-1/2"	B
2"	C

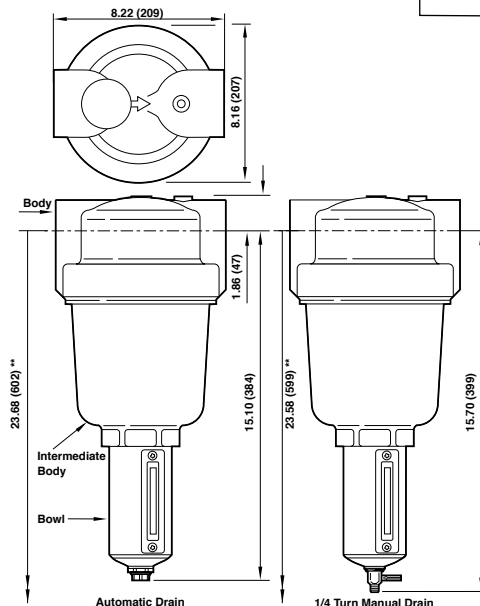
Servie indicator	Substitute
None	0
Mechanical	1

F18-★0★-★★D★

Threads	Substitute
PTF	A
ISO G parallel	G

Element	Substitute
5 µm	1
40 µm	3

Drain	Substitute
Automatic	A
Manual 1/4 turn	M



Typical Performance Characteristics

